



New:

With integrated joints



## **JUNTAFIX** Range

Bottle traps  
with integrated joints

**The professional  
trap for installers**



## Leaders in technology.

Since 2006 we have been progressively adapting our range of valves, and trap extensible raisers to the co-injection technology.

## More secure.

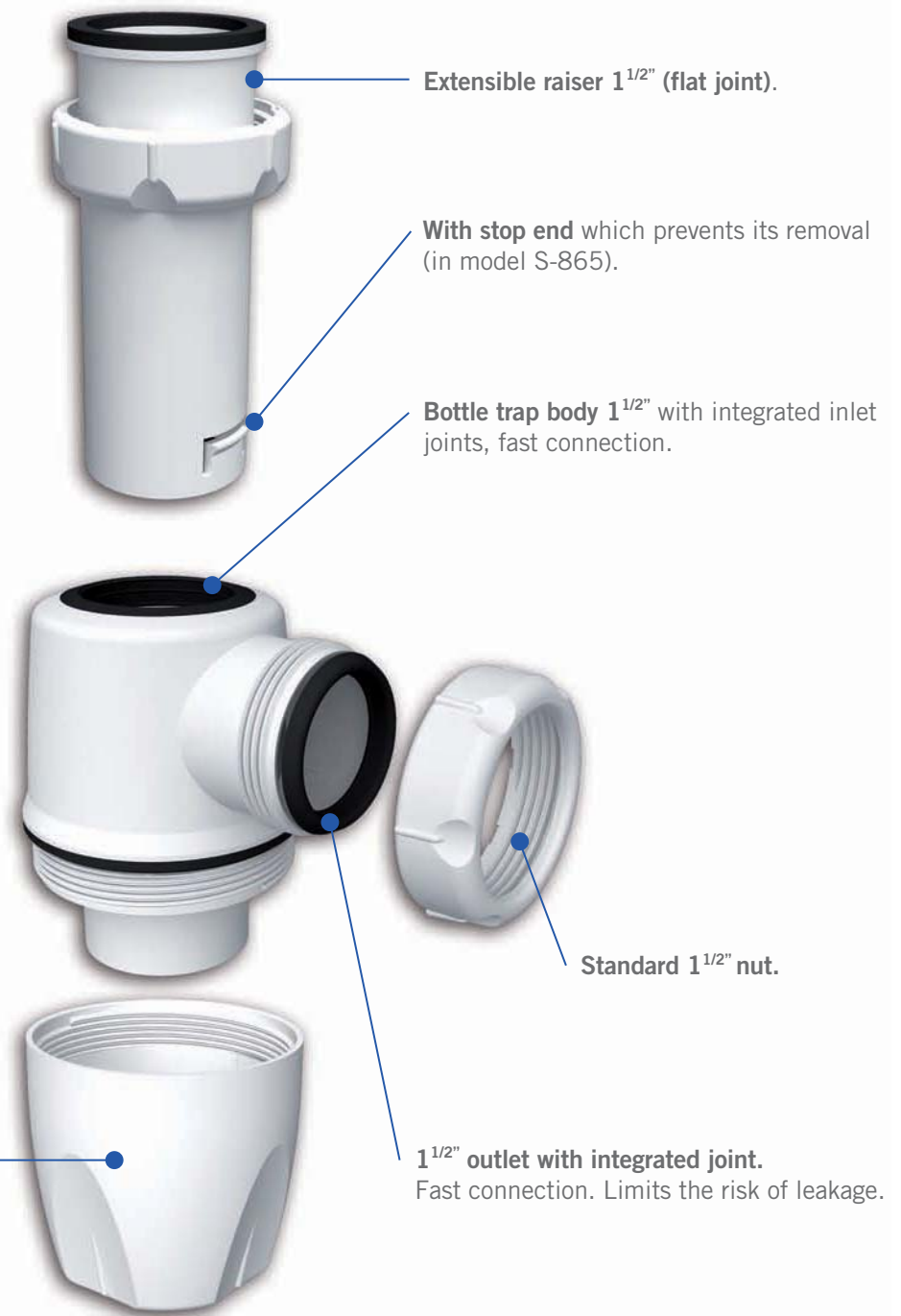
The improvements, achieved thanks to integrated water tightness joints prevent risks of leakage due to wrongly assembled joints.

## Products for installers.

Each component has been thought to enable an easy assembly and guarantee its optimal operation in any situation.

### Co-injection bottle trap 1<sup>1/2</sup>" suitable for washbasins and sinks.

- Materials: PP (polypropylene) and TPE joints.
- Complement the JUNTAFIX (integrated joints) product range started in 2006.
- Increased security: Prevent risks of leakage due to wrongly assembled joints, or their loss during assembling.



Round shaped, easy to clean and tighten (no tools required).

**EN  
274**

### Fulfilling the standards.

All the products have been designed, manufactured and tested according to the requirements of the EN274 norm.

# JUNTAFIX

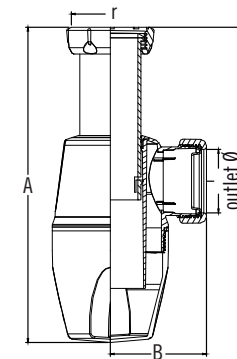
Range

Bottle traps with integrated joints

Easy to install, they prevent risks of leakages and risks of losing joints during installation.



S-865

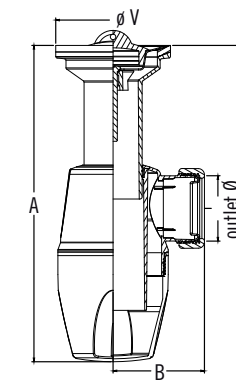


Size	Code	⊠	⊠
1 1/2"	01658	25	A-9

r	A	B	C	Outlet Ø
1 1/2"	Max. 220 Min. 155	60	Max. 115 Min. 45	40 F

Extensible bottle trap. For washbasins or sinks equipped with 1 1/2" valves. Extensible neck (max. 115 mm). Ø 40 mm outlet for smooth pipes.

S-836

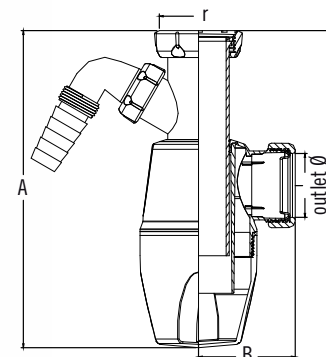


Size	Code	⊠	⊠
70 x 1 1/2"	01688	25	A-9

Ø V	A	B	C	Outlet Ø
70	Max. 220 Min. 160	60	Max. 115 Min. 55	40 F

Extensible bottle trap. With Ø 70 valve, stainless steel grid, for washbasins or sinks. Extensible neck (max. 115 mm). Ø 40 mm outlet for smooth pipes.

S-870

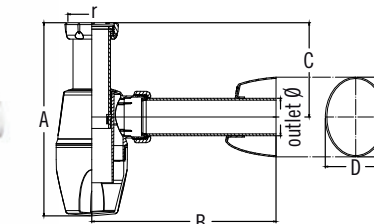


Size	Code	⊠	⊠
1 1/2"	01678	25	A-9

r	A	B	C	Outlet Ø
1 1/2"	Max. 260 Min. 195	60	Max. 150 Min. 85	40 F

Extensible bottle trap. With appliance inlet, for washbasins or sinks equipped with 1 1/2" valves. Extensible neck (max. 115 mm). Ø 40 mm outlet for smooth pipes.

S-854

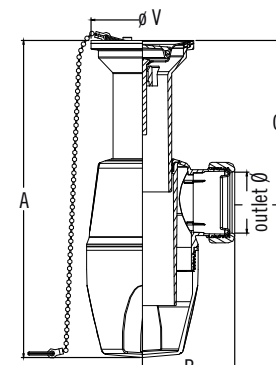


Size	Code	⊠	⊠
1 1/2"	01668	25	A-4

r	A	B	C	D	E	Outlet Ø
1 1/2"	Max. 220 Min. 155	Max. 217 Min. 120	Max. 115 Min. 45	65	85	40 M

Extensible bottle trap. For washbasins or sinks equipped with 1 1/2" valves. Extensible neck (max. 115 mm). Horizontal Ø 40 mm outlet with 180 mm raiser and bulkhead fitting.

S-835

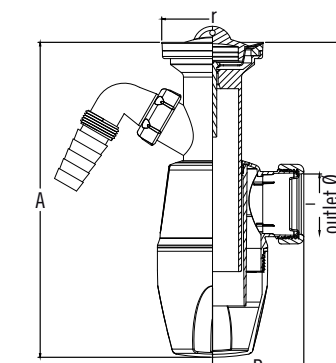


Size	Code	⊠	⊠
63 x 1 1/2"	01698	25	A-9

Ø V	A	B	C	Outlet Ø
63	Max. 220 Min. 160	60	Max. 115 Min. 55	40 F

Extensible bottle trap. With Ø 63 valve, stainless steel grid, chromed ABS plug and chain. For washbasins or sinks. Extensible neck (max. 115 mm). Ø 40 mm outlet for smooth pipes

S-851



Size	Code	⊠	⊠
70 x 1 1/2"	01708	25	A-4

Ø V	A	B	C	Outlet Ø
70	Max. 255 Min. 205	60	Max. 150 Min. 95	40 F

Extensible bottle trap. With Ø 63 valve, stainless steel grid, for washbasins or sinks. With appliance inlet. Extensible (max. 150 mm). Ø 40 mm outlet for smooth pipes.



# JUNTA**FIX**

Range

Bottle traps with integrated joints



©JIMTEN 3M

45801 | 09-11

For the latest information visit: [www.jimten.com](http://www.jimten.com)

**jimten, SA**  
CTRA. DE OCAÑA, 125 C.P. 03114  
✉ 5285 C.P. 03080  
☎ + 34.965.10.90.44  
FAX. + 34.965.11.50.82  
ALICANTE (ESPAÑA)  
[www.jimten.com](http://www.jimten.com)

Empresa registrada según norma



ER-0084/1996



GA-1990/0156

an *Aliaxis* company