

DWV PVC Fittings

Accessoires PVC d'évacuation



Soil and Waste

BUILDING





SOIL AND WASTE
DWV PVC Fittings
 Accessoires PVC d'évacuation



RAW MATERIAL / MATIÈRE PREMIÈRE

Maximum respect for the environment. All our products made of PVC are free of lead stabilizers since 2013 following the recommendations of the *VinylPlus* association.

Respect maximum de l'environnement. Tous nos produits en PVC sont exempts de stabilisateurs au plomb depuis 2013 conformément aux recommandations de l'association VinylPlus.



REGULATION AND MARKING / RÈGLEMENTATION ET MARQUAGE

Certified according to standards:

UNE-EN 1329-1 - Plastic piping systems for soil and waste discharge (at low and high temperature) within the building structure (PVC-U)

UNE-EN 13501-1:2007+A1:2010 - Fire classification of construction products and building elements

Certifié selon les normes:

UNE-EN 1329-1 - Systèmes de canalisations en matières plastiques pour l'évacuation des eaux-vannes et des eaux usées (à basse et haute température) à l'intérieur de la structure des bâtiments (PVC-U).

UNE-EN 13501-1:2007 + A1:2010 - Classement au feu des produits et éléments de construction.



Manufacturer brand
 Marque du fabricant

Brand UNE-EN 1329
 Marque UNE -EN 1329

Marca UNE-EN 13501-1
 Marque UNE-EN 13501 -1



Ø 110 - 37°30'

Fitting dimensions

Dimensions de l'accessoires



E-209

	Code			€
Ø110	33072098	10	66	18,76
Ø125	33072099	5	66	21,19

Downpipe terminal with joint.
Terminal de descente avec joint.



E-288

	Code			€
Ø110	33042888	10	66	17,62
Ø125	33042889	5	66	20,35

Downpipe terminal solvent socket.
Terminal de descente à coller.

According to the technical code of building:

The downpipes must be connected by special pieces, according to the technical specifications of the material. This connection can not be made by simple elbows even in the case they are reinforced.


The downpipe terminal is a product specially designed to comply with the Technical code of building requirements.

The downpipe terminal is accessible and includes a "shock absorber" to minimize the impact of the downpipe waters, significantly reducing the noise level.

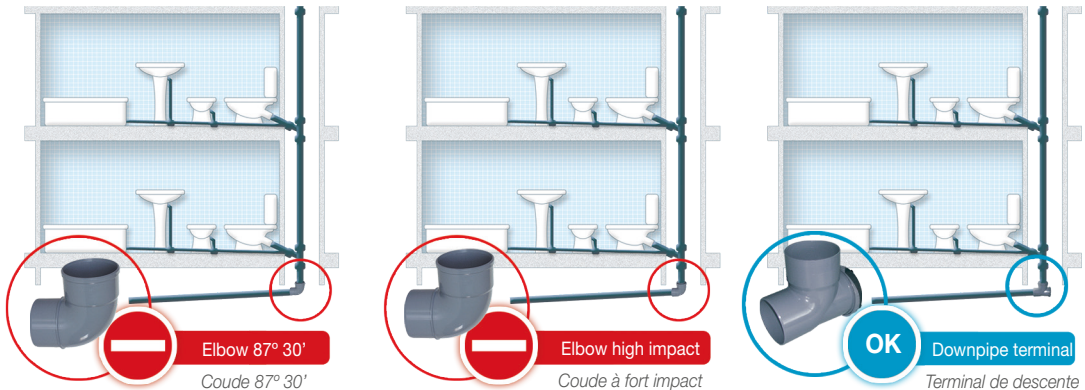
Conformément au code technique de la construction:

Les tuyaux de descente doivent être reliés par des pièces spéciales conformément aux spécifications techniques du matériau. Cette connexion ne peut pas être réalisée par de simples coudes, même dans le cas où ils seraient renforcés.

Le terminal de descente est accessible et dispose d'un "amortisseur" qui minimise l'impact des eaux du tuyau de descente en réduisant considérablement le niveau de bruit.



Version with lip joint E-209
Version avec joint à lèvres E-209





E-6

	Code				€
Ø32	33040063	☒	200	94	1,07
Ø40	33040064	☒	200	70	1,22
Ø50	33040065	☒	100	70	1,87
Ø75	33040066	☒	20	94	3,14
Ø90	33040067	☒	25	66	4,29
Ø110	33040068	☒	25	62	5,02
Ø125	33040069	☒	15	62	8,46
Ø160	33040060	☒	8	62	14,52
Ø200	33040061		7	65	36,65
Ø250	33070001		2	62	106,65
Ø315	33070002		1	62	188,25
Ø400	33070003		1	61	630,58

Bend 87°30' M/F.
Coude 87°30' M/F.



E-5

	Code				€
Ø32	33040053	☒	200	98	1,04
Ø40	33040054	☒	200	70	1,37
Ø50	33040055	☒	80	94	1,90
Ø75	33040056	☒	20	94	3,11
Ø90	33040057	☒	25	70	4,06
Ø110	33040058	☒	28	62	5,55
Ø125	33040059	☒	20	62	8,95
Ø160	33040050		15	65	17,98
Ø200	33040051		10	1 N	44,43
Ø250	033082		4	A-15	104,57
Ø315	033083		2	A-14	160,43

Bend Double Socket 45° F/F.
Coude 87°30' F/F.



E-83

	Code				€
Ø32	33040833	(NF)	200	2 N	1,14
Ø40	33040834	☒	200	70	1,47
Ø50	33040835	(NF)	60	2 N	2,17
Ø75	33040836	(NF)	20	2 N	4,26
Ø90	33040837	(NF)	12	3 N	9,51
Ø110	33040838	☒	12	70	6,53
Ø125	33040839		25	1 N	16,33
Ø160	33040830	(NF)	12	1 N	24,79
Ø200	33040831	(NF)	8	1 N	67,84

Bend Double Socket 67°30' F/F.
Coude 67°30' F/F.



E-1

	Code				€
Ø32	33040013	☒	200	94	1,04
Ø40	33040014	☒	200	70	1,34
Ø50	33040015	☒	90	70	1,86
Ø75	33040016	☒	20	94	3,25
Ø90	33040017	☒	25	66	4,62
Ø110	33040018	☒	25	62	5,55
Ø125	33040019	☒	15	62	9,31
Ø160	33040010	☒	8	62	23,78
Ø200	33040011		7	65	39,56
Ø250	033084		2	A-5	136,08
Ø315	033085		1	A-13	249,60

Bend Double Socket 87°30' F/F.
Coude 87°30' F/F.



E-8

	Code				€
Ø32	33040083	☒	200	98	1,13
Ø40	33040084	☒	200	70	1,56
Ø50	33040085	☒	80	94	2,00
Ø75	33040086	☒	20	94	3,11
Ø90	33040087	☒	25	70	4,09
Ø110	33040088	☒	28	62	5,03
Ø125	33040089	☒	20	62	8,46
Ø160	33040080	☒	20	61	14,13
Ø200	33040081		10	61	34,27
Ø250	33070004		4	65	77,89
Ø315	33070005		2	65	120,78
Ø400	33070006		1	61	409,66
Ø500	033080		10	A15/17	786,21

Bend 45° M/F.
Coude 45° M/F.






E-81

	Code				€
Ø32	33040813	(NF)	200	2 N	1,20
Ø40	33040814	☒	250	70	1,43
Ø50	33040815	(NF)	60	2 N	2,20
Ø75	33040816	(NF)	25	2 N	3,59
Ø90	33040817	(NF)	15	3 N	5,20
Ø110	33040818	☒	12	70	5,39
Ø125	33040819	(NF)	25	1 N	8,91
Ø160	33040810		15	65	16,86
Ø200	33040811		8	65	31,86




Bend 67°30' M/F.
Coude 67°30' M/F.

**E-7**

	Code			€
Ø32	33040073	80	98	1,56
Ø40	33040074	60	94	1,87
Ø50	33040075	50	70	2,86
Ø75	33040076	10	94	5,24
Ø90	33040077	10	70	7,16
Ø110	33040078	10	64	9,63
Ø125	33040079	8	62	14,49
Ø160	33040070	6	65	38,11
Ø200	33040071	4	1 N	102,58
Ø250	033089	1	A-13	239,30
Ø315	033090	1	A-7	571,76




Branch Triple Socket 45° F/F.
Culotte 45° F/F.

**E-15**

	Code			€
Ø50	33040155	50	70	2,83
Ø75	33040156	10	94	5,15
Ø90	33040157	10	70	7,10
Ø110	33040158	10	64	9,75
Ø125	33040159	12	62	15,02
Ø160	33040150	6	1 N	31,58
Ø200	33040151	4	61	68,04
Ø250	33070019	1	65	187,42
Ø315	33070020	1	61	541,09




Branch 45° M/F.
Culotte 45° M/F.

**E-84**

	Code			€
Ø32	33040843	100	98	1,92
Ø40	33040844	50	98	1,98
Ø50	33040845	30	98	3,03
Ø75	33040846	14	2 N	8,23
Ø90	33040847	15	3 N	13,15
Ø110	33040848	20	1 N	13,36
Ø125	33040849	15	1 N	20,52
Ø160	33040840	8	1 N	44,92
Ø200	33040841	5	1 N	106,38























Branch Triple Socket 67°30' F/F.
Culotte 67°30' F/F.

**E-82**

	Code			€
Ø32	33040823	100	2 N	1,76
Ø40	33040824	50	2 N	2,00
Ø50	33040825	30	2 N	2,85
Ø75	33040826	28	3 N	5,42
Ø90	33040827	20	1 N	8,91
Ø110	33040828	22	1 N	10,01
Ø125	33040829	16	1 N	14,51
Ø160	33040820	8	1 N	40,18
Ø200	33040821	4	1 N	100,36

Branch 67°30' M/F.
Culotte 67°30' M/F.


















**E-2**

		Code			€	
Ø32		33040023		80	98	1,28
Ø40		33040024		60	94	1,84
Ø50		33040025		30	94	2,27
Ø75		33040026		10	98	4,61
Ø90		33040027		10	70	6,26
Ø110		33040028		12	64	8,19
Ø125		33040029		10	62	12,14
Ø160		33040020		5	62	31,28
Ø200		33040021		5	65	76,78
Ø250		033086		2	A-15	213,09
Ø315		033087		1	A-13	424,87

Branch Triple Socket 87°30' F/F.

Culotte 87°30' F/F.
















**E-14**

		Code			€	
Ø50		33040145		30	94	2,19
Ø75		33040146		10	98	4,77
Ø90		33040147		10	70	6,07
Ø110		33040148		12	64	7,61
Ø125		33040149		15	62	11,70
Ø160		33040140		5	62	25,53
Ø200		33040141		5	65	64,48
Ø250		33070017		2	61	159,90
Ø315		33070018		1	62	346,74

Branch 87°30' M/F.

Culotte 87°30' M/F.















**E-16**

		Code			€	
Ø40		33040164		40	-	8,27
Ø40/32		33048163		40	-	12,13
Ø50		33040165		20	-	10,38
Ø50/40		33048165		20	-	17,34
Ø75		33040166		24	62	10,66
Ø90		33040167		10	66	13,20
Ø110		33040168		8	62	16,79
Ø125		33040169		6	62	28,89

Double branch 45° F/F.

Culotte double parallèle 45° F/F.












**E-17**

		Code			€	
Ø40		33049174		40	3 N	8,27
Ø50		33049175		20	3 N	10,38
Ø75		33040176		24	62	9,75
Ø90		33040177		20	62	11,97
Ø110		33040178		8	62	15,26
Ø125		33040179		6	62	20,58
Ø160		33040175		2	62	59,83

Double branch 45° M/F.

Culotte double parallèle 45° M/F.












**E-19**

		Code			€	
Ø75		33040194		20	3 N	32,58
Ø90		33040195		12	3 N	34,06
Ø110		33040196		13	1 N	21,41
Ø125		33040197		8	1 N	39,52

Double branch 67°30' M/F.

Culotte double parallèle 67°30' M/F.







**E-18**

		Code			€	
Ø75		33040186		20	3 N	13,81
Ø90		33040187		18	3 N	15,41
Ø110		33040188		16	1 N	16,70
Ø125		33040189		12	1 N	21,94

Double branch 87°30' M/F.







Culotte double parallèle 87°30' M/F.

**E-87**

	 Code			€
Ø90	33042871		12 3 N	55,87
Ø110	33042872		12 1 N	68,34
Ø125	33042873		10 1 N	82,81







Double corner branch 45° M/F
Culotte double d'équerre 45° M/F.

**E-88**

	 Code			€
Ø90	33042881		15 3 N	75,23
Ø110	33042882		15 1 N	94,00
Ø125	33042883		10 1 N	113,56









Double corner branch 67°30' M/F
Culotte double d'équerre 67°30' M/F.

**E-89**

	 Code			€
Ø90	33042891		12 3 N	71,73
Ø110	33042892		15 1 N	81,18
Ø125	33042893		10 1 N	100,93




Double corner branch 87°30' M/F
Culotte double d'équerre 87°30' M/F.

REDUCING BRANCH / CULOTTE RÉDUITE**E-104**

	 Code			€
Ø50-40	33041042		30 98	4,42
Ø75-50	33041040		25 70	5,98
Ø110-50	33041047		20 66	8,91
Ø110-75	33041049		20 62	13,06
Ø110-90	33041043		20 1 N	55,06
Ø125-110	33041044		10 62	21,10
Ø160-110	33041045		10 61	39,02
Ø160-125	33041046		10 61	44,36
Ø200-110	33070031		2 70	74,74
Ø200-125	33070032		2 66	81,44
Ø200-160	33070033		1 70	85,11
Ø250-160	33070034		1 66	227,56

Unequal Branch 45° M/F
Culotte et embranchement 45° M/F.

**E-105**

	 Code			€
Ø50-40	33041052		30 2 N	3,59
Ø110-50	33041057		25 64	7,40
Ø110-90	33041053		25 1 N	41,16
Ø125-110	33041054		20 65	33,49
Ø160-110	33041055		10 65	39,02
Ø160-125	33041056		10 65	56,46
Ø200-160	33070038		4 62	60,72

Unequal Branch 87°30' M/F
Culotte et embranchement 87°30' M/F.

**E-58**

	Code			€
110-50-50	33040581	10	70	13,31




Reduced multibranch M/F with 2 side-inlets Ø50.
Culotte multiple M/F avec 2 entrées latérales Ø50.

**E-59**

	Code			€
110-50-50	33040591	10	70	13,31

Reduced multibranch F/F with 2 side-inlets Ø50.
Culotte multiple F/F avec 2 entrées latérales Ø50.

**E-52**

	Code			€
90-50-50	33040527	20	66	9,93
110-50-50	33040521	20	62	11,55

Bend 87°30' F/F with 2 side-inlet Ø50.
Coude 87°30' F/F avec 2 entrées latérales Ø50.

**E-53**

	Code			€
90-50-50	33040537	20	66	10,22
110-50-50	33040531	20	62	11,55

Bend 87°30' F/F with 2 side-inlet Ø50.
Coude 87°30' F/F avec 2 entrées latérales Ø50.

**E-305**

	Code			€
110-50-50	33043058	20	62	13,34

Bend 45° F/F with 2 side-inlet Ø50.
Coude 45° F/F avec 2 entrées latérales Ø50.

**E-308**

	Code			€
110-50-50	33043088	20	62	13,34

Bend 45° M/F with 2 side-inlet Ø50.
Bend 45° M/F with 2 side-inlet Ø50.

**E-283**

	Code			€
110-50-50	33042838	20	62	11,46

Bend 67°30' F/F with 2 side-inlet Ø50.
Coude 67°30' F/F avec 2 entrées latérales Ø50.

**E-281**

	Code			€
110-50-50	33042818	20	62	12,78




Bend 67°30' M/F with 2 side-inlet Ø50.
Coude 67°30' M/F avec 2 entrées latérales Ø50.

**E-4**

	Code			€
Ø40 - 32	33040044	100	103	0,80
Ø50 - 40	33040045	80	95	1,14




Reducer encasing M/F.
Douille de réduction M/F.

**E-90**

	Code			€
32	33042998	200	94	1,15
40	33042999	250	94	1,32
50	33042990	150	-	1,89




Access plug.
Tampon de visite.

**E-90**

	Code			€
75	33043991	50	98	3,66
90	33043992	70	98	5,15
110	33043993	45	2 N	5,19
125	33043994	35	2 N	6,15




Access plug.
Tampon de visite.

**E-90**

	Code			€
160	33043995	45	3 N	18,07
200	33043996	40	3 N	28,18




Access plug.
Tampon de visite.

**E-90**

	Code			€
250	33070029	2	98	75,63
315	33070030	2	94	111,14

Access plug with bayonet locking system.
Tampon à baïonnette avec système de fermeture à baïonnette.

**E-11**

	Code			€
* Ø32	031002	100	A-10	0,98
* Ø40-32	33040114	100	103	0,88
Ø50-40	33040115	125	95	1,16
Ø75	33040116	80	95	2,71
Ø90	33040117	55	98	3,34
Ø110	33040118	20	95	3,32
Ø125	33040119	25	2 N	4,93
Ø160	33040110	15	94	11,06
Ø200	33070013	6	98	18,15
Ø250	33070014	6	70	56,06
Ø315	33070015	1	94	104,48
Ø400	33070016	1	70	159,38




Socket plug *M/H.
Bouchon de fermeture *M/F.

**E-160**

	Code			€
40	33041604	100	95	0,39
110	33041608	40	94	1,15




Protection plug not glueable.
Tampon de protection non collable.

**E-21**


	Code			€
160	033097	10	A-2	9,36
200	033094	6	A-11	12,13
250	033095	4	A-11	26,41
315	033096	1	A-11	45,29




Socket plug F.
Bouchon de fermeture F.



	Code	Mod.			€
75-50	33040991	P-5	80	95	2,44
75-40	33040992	P-4	80	98	2,32
75-32	33040993	P-3	100	2 N	2,38
90-50	33040994	S-5	30	98	3,12
90-40	33040995	S-4	60	95	3,12
90-32	33040996	S-3	60	2 N	3,03
110-90	33040986	V-9	30	2 N	4,62
110-75	33041048	V-7	10	103	3,77
110-32	33040999	V-3	35	2 N	3,89
125-110	33040988	X-11	25	2 N	5,89
125-90	33040989	X-9	25	2 N	5,20
125-75	33040990	X-7	25	2 N	4,77
125-50	33041991	X-5	25	2 N	4,53
125-40	33041992	X-4	25	2 N	4,53




Reducing plug M/F.
Tampon de réduction M/F.



	Code	Mod.			€
90-40-32	33041993	S-43	60	2 N	3,78
90-32-32	33041994	S-33	60	2 N	3,78
110-50-32	33041996	V-53	35	2 N	4,07
110-40-40	33041997	V-44	35	2 N	3,79
110-40-32	33041998	V-43	35	2 N	3,79
110-32-32	33041999	V-33	35	2 N	3,79
125-40-32	33041990	X-43	25	2 N	4,53
125-40-40	33042991	X-44	25	2 N	4,53
125-50-32	33042992	X-53	25	2 N	4,53
125-50-40	33042993	X-54	25	2 N	4,78
125-50-50	33042994	X-55	25	2 N	4,98




Reducing double plug M/F.
Tampon de réduction double M/F.



	Code	Mod.			€
110-50-40	33042952	X-52	20	95	3,73

Reducing openable plug M/F.
Tampon de réduction ouvrable M/F.






	Code	Mod.			€
110-40-40-40	33042995	V-444	35	2 N	4,16
110-40-32-32	33042996	V-433	35	2 N	5,43

Reducing triple plug M/F.
Tampon de réduction triple M/F.



E-12




	Code			€
1½x40	33040123	50	95	2,00
1½x40	33040124	40	95	2,00

Mixed connector for dual PVC installations, with non-adhesive threaded pipes.

Union mixte pour installations mixtes en PVC avec tubes filetés.



E-161




	Code			€
1½x40	33041612	50	98	3,15
1¼x40	33041611	40	95	3,15

Mixed joint for elbow installation of PVC pipes with threaded non-adhesive accessories.

Union mixte coude pour l'installation de tubes en PVC avec accessoires filetés.



E-9




	Code			€
32	33040093	150	95	1,12
40	33040094	125	95	1,32
50	33040095	100	94	1,68
75	33040096	20	98	3,17
90	33040097	20	94	4,00
110	33040098	24	70	5,74
125	33040099	30	62	6,92
160	33040090	30	61	13,98
200	33040091	10	65	25,14
250	33070007	2	62	79,65
315	33070008	1	66	127,31

Repair/Slip coupler F/F.

Manchon coulissant F/F.



E-136




	Code			€
160	33070009	10	66	13,58
250	33070011	2	70	71,13
315	33070012	1	66	127,31

Coupler with central stop F/F.

Manchon avec butée F/F.



E-141




	Code			€
32	33041411	8	2 N	7,30
40	33041412	8	2 N	8,69
50	33041413	24	2 N	11,10

Flexible PVC sleeve for drainage connection F/F.

Manchon élastique pour évacuation F/F.






E-145

	Code			€
32	33041451	40	98	8,27
40	33041452	40	94	10,63
50	33041453	20	98	12,17

Flexible PVC sleeve for drainage connection M/F.




Manchon élastique pour évacuation M/F.

**E-54**

	Code			€
32 - 28/35	33040541	60	95	2,44
32 - 38/40	33040542	60	95	2,27
40 - 28/35	33040543	60	95	2,69
40 - 38/40	33040544	60	95	2,48

Male sleeve joiner for metal pipe with SBR joint.
Manchon union tube métallique mâle avec joint SBR.

**E-55**

	Code			€
40 - 28/32	33040551	50	95	2,68
50 - 28/40	33040552	50	98	3,42




Female sleeve joiner for metal pipe with SBR joint.
Manchon union tube métallique femelle avec joint SBR.

**E-57**

	Code			€
50 - 28/40	33040572	40	94	3,68




Male elbow joiner for metal pipe with SBR joint.
Coude union tube métallique mâle avec joint SBR.

**E-56**

	Code			€
40 - 28/32	33040561	90	94	2,57
50 - 28/40	33040562	40	94	3,79




Female elbow joiner for metal pipe with SBR joint.
Coude union tube métallique femelle avec joint SBR.

**E-286**

	Code			€
Ø75	33042860	40	-	19,96
Ø90	33042861	30	-	47,18
Ø110	33042862	20	-	55,43
Ø125	33042863	16	-	62,67




Expansion joint horizontal M/F.
Manchon de dilatation horizontal M/F.

**E-86**

	Code			€
Ø75	33040860	50	3 N	12,82
Ø90	33040861	30	3 N	18,45
Ø110	33040862	20	66	21,97
Ø125	33040863	30	1 N	24,93
Ø160	33040864	18	1 N	61,59




Expansion joint vertical M/F.
Manchon de dilatation vertical M/F.

**E-386**

	Code			€
Ø110	33043862	24	-	45,12
Ø125	33043863	18	-	55,83

Repairing coupler F/F with SBR joint.
Manchon de réparation F/F avec joint SBR.

**E-144**

	Code			€
32 Eccentric/Excentrique	33041443	50	131	2,48
40 Eccentric/Excentrique	33041444	50	103	3,15
50 Eccentric/Excentrique	33041445	50	95	3,84
110 Concentric/Concentrique	33041448	50	98	10,24
125 Concentric/Concentrique	33041449	20	70	13,85

Repair coupling for PVC pipes.
Manchon de réparation pour tubes PVC.

Female mouth

To receive and glue the male end of the accessory or pipe.

Embouchure femelle

Pour recevoir et coller l'extrémité mâle de l'accessoire ou du tube.

**Male mouth**

To introduce and glue inside the pipe.

Embouchure mâle

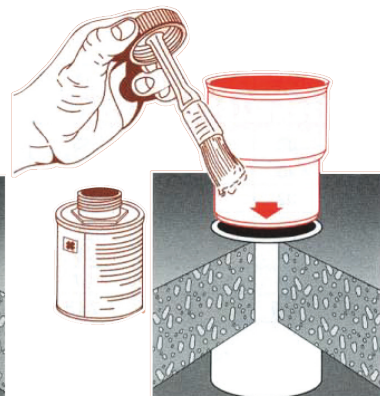

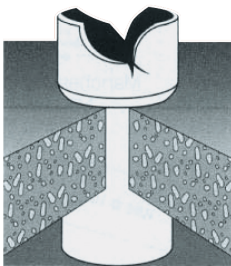

Pour introduire et coller à l'intérieur du tube.

Utility





Allow the union of same diameters pipes, without mouth, in the cases in which the use of a male-female accessory is impossible.

Utilité

Permet l'union de tubes du même diamètre, sans embouchure dans les cas où l'utilisation d'un accessoire mâle-femelle est impossible.






**E-85**

	Code				€
Ø40 - 32	33041855	(NF)	80	1 N	1,47
Ø32 - 50	33040850	(NF)	140	2 N	1,47
Ø40 - 50	33041853	(NF)	140	2 N	1,43
Ø40 - 75	33040851	(NF)	60	2 N	3,59
Ø50 - 75	33040852		30	98	3,56
Ø50 - 90	33040853	(NF)	35	2 N	3,56
Ø50 - 110	33041854		40	70	4,92
Ø75 - 90	33040854		35	2 N	3,56
Ø75 - 110	33041852		40	70	4,46
Ø75 - 125	33040855		35	3 N	5,64
Ø90 - 110	33040856		40	3 N	4,71
Ø90 - 125	33040857		35	3 N	5,68
Ø110 - 125	33040858		25	70	5,86
Ø110 - 160	33040859		20	62	10,94
Ø125 - 160	33041850		20	66	9,37
Ø125 - 200	33070021		4	94	23,89
Ø125 - 250	33070022		4	70	50,33
Ø160 - 200	33041851		12	66	37,26
Ø160 - 250	33070023		2	70	52,52
Ø160 - 315	33070024		1	94	85,47
Ø200 - 250	33070025		2	70	62,27
Ø200 - 315	33070026		1	70	91,83
Ø250 - 315	33070027		1	70	105,49
Ø315 - 400	33070028		1	66	220,12

Invert reducer M/F.

Réduction excentrée M/F.


**EC-20C**

	Code			€
Ø110-90	33040215	☒	25	3,24
Ø125-110	33040216	☒	25	3,46

Concentric reducer.

Réducteur concentrique..




**EC-20E**

	Code			€
Ø125-110	33040217	☒	25	3,67
Ø125-110	33040218	☒	25	3,49

Excentric reducer.


Réducteur excentrique.




BRACKETS / COLLIERS**E-13 PP**

	Code			€
Ø12	33041131	500	103	0,26
Ø15	33041132	400	103	0,36
Ø18	33041133	400	103	0,36
Ø22	33041134	300	103	0,43
Ø28	33041135	200	103	0,50

Brackets for copper pipe (PP).

Colliers de fixation pour tube de cuivre (PP).




**E-13 PVC**

	Code			€
Ø32	33040131	200	103	0,53
Ø40	33040132	150	103	0,74
Ø50	33040133	100	103	1,12

Brackets for pipe (PVC).

Colliers de fixation pour tube (PVC).

**E-13**

	Code			€
Ø63	33040138	50	103	1,08
Ø75	33040134	30	103	1,16
Ø90	33040135	25	103	1,73
Ø110	33040136	30	95	1,64
Ø125	33040137	25	95	1,86

Brackets for pipe.

Colliers de fixation pour tube.

CLIP INSERT "EASY BOSS" / SELLE DE PIQUAGE "EASY BOSS"



Available in versions
Disponible en versions (Ø)

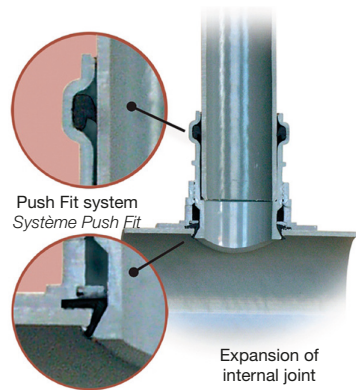
- 40/90 mm
- 40/110 mm
- 40/125 mm
- 50/90 mm
- 50/110 mm
- 50/125 mm

Strengths:

- Without flanges
- Without glue - Push fit joint system
- Installation from outside the pipe
- Fast and easy intallation

Points forts:

- Sans brides
- Sans colle - système joint Push Fit
- Installation par la partie extérieure du tube.
- Installation rapide et simple.



E-152

	Code			€
Ø40 - 90	33071522	25	98	7,65
Ø50 - 90	33071523	25	98	7,65
Ø40 - 110	33071524	25	98	7,65
Ø50 - 110	33071525	25	98	7,65
Ø40 - 125	33071526	25	98	7,65
Ø50 - 125	33071527	25	98	7,65

Clip insert (mandatory use of hole saw Ø57 mm).
Selle de piquage (utilisation indispensable de scie cloche Ø57mm).



TI-1

	Code		€
Ø57	33071530	1/Caja 131	62,70

Hole saw Ø57mm for clip insert A-152.
Scie cloche Ø57mm pour selle A-152.






TI-2

	Code		€
Ø57	33071531	1/Caja 131	75,23




Hole saw Ø57mm axis for insert clip A-152.
Axe de scie cloche pour selle A-152.

**E-150**


	Code			€
40-110-125	33040037	50	98	2,43
50-110-125	33040038	50	98	2,43




Saddle solvent cement 45° with SBR joint.
Clip a collar 45° avec joint SBR.

**E-151**

	Code			€
Ø32 - 110	33041511	40	94	3,24
Ø40 - 110	33041512	40	94	3,24
Ø50 - 110	33041513	40	94	3,24
Ø32 - 125	33041514	80	3 N	3,56
Ø40 - 125	33041515	75	3 N	4,53
Ø50 - 125	33041516	70	3 N	4,53




Saddle solvent cement.
Clip a collar.

**E-3**

	Code			€
Ø40 - 90	33040031	90	98	2,19
Ø50 - 90	33040032	90	98	2,19
Ø40 - 110	33040033	90	98	2,19
Ø50 - 110	33040034	90	98	2,19
Ø40 - 125	33040035	90	98	2,19
Ø50 - 125	33040036	90	98	2,19



Saddle solvent cement.
Clip a collar.

**E-110**

	Code			€
Ø160 - 125	33070050	2	95	32,60
Ø200 - 125	33070051	2	94	35,83
Ø200 - 160	33070052	2	70	46,33
Ø250 - 125	33070053	1	70	48,29
Ø250 - 160	33070054	1	70	60,47
Ø315 - 125	33070055	1	70	77,05
Ø315 - 160	33070056	1	66	93,21
Ø400 - 125	33070057	1	94	92,66




Saddle solvent cement.
Clip a collar.

**E-91**

		Code			€
Ø32		33043913	150	2 N	2,27
Ø40		33043914	80	3 N	2,82




Long radius bend 87°30' M/F.
Coudé grand rayon 87° M/F.

**E-95**

		Code			€
Ø32		33043953	40	2 N	13,54
Ø40		33043954	20	3 N	15,53




Long radius double branch 87°30' M/F.
Té double grand rayon 87°30' M/F.

**E-92**

		Code			€
Ø32		33043923	60	2 N	3,43
Ø40		33043924	80	3 N	4,71




Long radius branch 87°30' M/F.
Té grand rayon 87°30' M/F.

**E-96**

		Code			€
Ø110		33043960	40	2 N	5,10
Ø125		33043961	60	3 N	5,23
Ø160		33043962	35	3 N	8,52
Ø200		33043963	40	1 N	13,19
Ø250		33043964	28	1 N	31,13




Elbow section 15° M/F.
Secteur de coudé 15° M/F.

**E-93**

		Code			€
Ø32		33043933	80	2 N	10,43
Ø40		33043934	40	2 N	11,15
Ø50		33043935	20	2 N	16,70




Long radius double bend 87°30' M/F.
Coudé double grand rayon 87°30' M/F.

**E-97**

		Code			€
Ø110		33043970	30	2 N	5,68
Ø125		33043971	45	3 N	6,19
Ø160		33043972	25	3 N	12,35
Ø200		33043973	30	1 N	17,87
Ø250		33043974	16	1 N	43,76

Elbow section 30° M/F.
Secteur de coudé 30° M/F.

**E-94**


		Code			€
Ø32		33043943	80	2 N	10,43
Ø40		33043944	40	2 N	11,15
Ø50		33043945	20	2 N	16,70

Long radius double bend 87°30' F/F.
Coudé double grand rayon 87° F/F.

**E-100**

	Code			€
Ø32	33041001	120	2 N	6,79
Ø40	33041002	100	2 N	8,13




Male elbow joiner with SBR joint. 87°30'.
Coudé union mâle avec joint SBR. 87°30'.

**E-101**

	Code			€
Ø32	33041011	120	2 N	5,35
Ø40	33041012	100	2 N	6,37




Female elbow joiner with SBR joint. 87°30'.
Coudé union femelle avec joint SBR. 87°30'.

**E-102**

	Code			€
Ø32	33041021	150	2 N	5,53
Ø40	33041022	100	2 N	6,07
Ø50	33041023	80	2 N	11,31




Male sleeve joiner with SBR joint.
Manchon union mâle avec joint SBR..

**E-103**

	Code			€
Ø32	33041031	150	2 N	5,53
Ø40	33041032	100	2 N	6,07
Ø50	33041033	80	2 N	14,41




Female sleeve joiner with SBR joint.
Manchon union femelle avec joint SBR.

**E-106**

	Code			€
Ø75	33041061	40	70	17,40
Ø90	33041062	20	66	20,38
Ø110	33041063	16	70	25,45
Ø125	33041064	16	66	27,80
Ø160	33041065	15	62	42,31
Ø200	33041066	10	1 N	54,62




PVC Roof ventcowl.
Chapeau de ventilation.

**E-109**

	Code			€
110 Ø 136	33070046	2	95	24,03
125 Ø 160	33070047	2	95	36,24
160 Ø 190	33070048	2	98	57,21
200 Ø 242	33070049	1	70	131,35

Clay/PVC adaptor.
Manchon d'adaptation Gres/PVC.




**E-99**

	Code			€
Ø32	33004037	10	103	36,19
Ø40	33004038	10	103	36,19
Ø50	33004039	10	95	46,20

Non-return valve.
Clapet anti-retour.



CEP

	Code			€
32-40-50	33043985	10	B 1	28,09
100-110	33043986	6	B 1	79,63

Pressure balancing valve.

Clapet équilibreur de pression.

Pressure balancing valves are technical solutions for installations with ventilation defect.

They solve problems like:

- Emptying of traps due to depression in the evacuation of water.
- Eliminate background water noise (overpressure bubbling).
- Prevent the entry of stale air.
- And they improve the evacuation of water.

Advantage:

- Total tightness.
- Maintenance free.
- Large flow: Ø40-50 = 11 L / s.
Ø100-110 = 43 L / s.
- Certified by the Technical report: N° 14 / 11-1696 of the CSTB.
- Practical and aesthetic.
- Resistant to low temperatures (-20 °C).

Les clapets équilibreurs de pression sont des solutions techniques pour les installations avec défaut de ventilation.

Ils règlent les problèmes suivants:

- Désiphonnage en raison de la dépression lors de l'évacuation de l'eau.
- Élimine l'effet «glou-glou»
- Empêche l'entrée d'air vicié.
- Et ils améliorent l'évacuation de l'eau.

Avantage:

- Étanchéité totale.
- Sans entretien.
- Débit important: Ø40-50 = 11 L / s.
Ø100-110 = 43 L / s.
- Certifié par le rapport technique: N° 14 / 11-1696 du CSTB.
- Pratique et esthétique.
- Résistant aux basses températures (-20 °C).

